

DAFTAR RIWAYAT HIDUP

Nama : Siti Amaniyah
Tempat/Tgl Lahir : Banyumas, 16 Juni 1995
Jenis Kelamin : Perempuan
Alamat : Kelapagading Kulon Rt 01/04, Wangon, Banyumas
Agama : Islam
Nama Orang Tua
Ayah : Ngatiyo
Ibu : Muryati



Sekolah	Tahun Masuk	Tahun Lulus
TK Diponegoro 147 Rancabanteng	2001	2002
SD N 2 Rancabanteng	2003	2008
SMP N 1 Wangon	2009	2011
SMA N 1 Wangon	2012	2014
IAIG Cilacap	2015	2020

LAMPIRAN



LAMPIRAN 1 Surat Keterangan Observasi



YAYASAN BADAN AMAL KESEJAHTERAAN ITTIHADUL ISLAMIYYAH (Ya BAKII)
INSTITUT AGAMA ISLAM IMAM GHOZALI (IAIIG) CILACAP
FAKULTAS TARBIIYAH

Alamat : Jln. Kemerdekaan Barat No.17 Kesugihan, Cilacap Kode Pos 53274 Jawa Tengah
Telp. (0282) 695415 - 695407, Faks. (0282) 695407 e-mail : info@iaig.ac.id. http://www.iaig.ac.id

Nomor : Ybk.1271/595/IAIG.F.T./X.19-2/XII/2019
Lampiran : -
Hal : **Permohonan Izin Riset Skripsi**

Kepada Yth.
Pengasuh Pondok Pesantren Al-Fiel Putri Kesugihan
di -
Tempat

Assalamu 'alaikum Wr.Wb.

Salam silaturahmi dan sejahtera kami sampaikan semoga kita senantiasa mendapatkan ridlo dan pertolongan dari Allah SWT dalam menjalankan aktivitas sehari-hari. Amin.


Sehubungan dengan tuntutan kebutuhan mahasiswa untuk mendapatkan pengalaman nyata di lapangan, maka Fakultas Tarbiyah Institut Agama Islam Imam Ghozali (IAIIG) Cilacap menugaskan kepada mahasiswa kami :

Nama : Siti Amaniyah
NIM : 1523211035
Prodi : Pendidikan Agama Islam
Judul Skripsi : Hubungan Internalisasi Nilai-Nilai Pendidikan Agama Islam dengan Disiplin Beribadah Santri Ponpes Al-Fiel Putri Kesugihan Cilacap Tahun 2019

Untuk mengadakan observasi terkait skripsi yang sedang di kerjakan Mahasiswa tersebut, berkenaan dengan hal tersebut. Maka kami mengajukan permohonan kepada Bapak / Ibu Pengasuh untuk mengizinkan mahasiswa kami melaksanakan kegiatan tersebut di lingkungan yang Bapak / Ibu Pimpin.

Adapun mengenai tanggal dan waktu pelaksanaannya yaitu **25 Desember 2019 s/d selesai**. Demikian surat ini kami sampaikan, atas bimbingan dan kerjasamanya terimakasih.

Wassalamu 'alaikum Wr.Wb.

Cilacap, 24 Desember 2019
Dekan,

Khulaimata Zalfa, S.Psi..M.Pd.
NIK: 951 011 189

LAMPIRAN 2 Surat Keterangan Penelitian



المعهد الإسلامي الملا في الفيل للبنين والبنات

PONDOK PESANTREN SALAFIYAH PUTRA - PUTRI
MADARASAH DINIYAH MIFTAHUSSA'ADAH

PON. PES. AL - FIEL

KESUGIHAN IV – CILACAP

Akta Notaris : Suminto Adi, S.H. No : 07. Tgl. 06 Agustus 2004

Alamat Sekretariat : Jln Kemerdekaan Timur No.06 Kesugihan Kidul Cilacap 53274 Telp (0282) 695 626 Hp

SURAT KETERANGAN TELAH MELAKUKAN PENELITIAN

Yang bertanda tangan dibawah ini, Pengasuh Pondok Pesantren Al-Fiel Putra-Putri Kesugihan Cilacap menerangkan bahwa:

Nama : Siti Amaniyah
NIM : 1523211035
Tempat/Tanggal lahir : Banyumas, 16 Juni 1995
Prodi : PAI (Pendidikan Agama Islam)
Fakultas : Tarbiyyah
Judul Skripsi : "Hubungan Internalisasi Nilai-Nilai Pendidikan Agama Islam dengan Disiplin Beribadah Santri Ponpes Al-Fiel Putri Kesugihan Cilacap Tahun 2019"

Adalah benar Mahasiswa Institut Agama Islam Imam Ghazali (IAIIG) Cilacap yang telah melaksanakan penelitian di Ponpes Al-Fiel Putri Kesugihan Cilacap.

Demikian Surat Keterangan ini dibuat untuk dapat dipergunakan sebagaimana mestinya.

Kesugihan, 19 Agustus 2020

Pengasuh Ponpes Al-Fiel
Putra-Putri Kesugihan


KH. Drs. Saeng M. allim, M.Ag

LAMPIRAN 3 Surat Keterangan Plagiasi

SURAT KETERANGAN

Menerangkan Bahwa:

Judul :

**HUBUNGAN INTERNALISASI NILAI-NILAI PENDIDIKAN AGAMA ISLAM
DENGAN DISIPLIN BERIBADAH SANTRI PONDOK PESANTREN AL-FIEL PUTRI
KESUGIHAN CILACAP**

Jenis Karya Tulis : Skripsi.


Nama Penulis : Siti Amaniyah

No. Identitas : 1523211035


Fakultas : Tarbiyah

Program Studi : Pendidikan Agama Islam (PAI)

Telah melakukan cek plagiasi dengan menggunakan "Plagiarisem Detector" pada naskah sebagaimana judul diatas dengan pelaksanaan dan hasil sebagai berikut:

Ke	Tanggal	Hasil	Paraf
I	15 September 2020	Plagiarism : 10 %	
		Original : 80 %	
		Referenced : 10 %	
II		Plagiarism : %	
		Original : %	
		Referenced : %	
III		Plagiarism : %	
		Original : %	
		Referenced : %	

SSDI, Bidang Literasi Data Digital


Ahmad Mukhlisin, M.Pd.I
NIDN. 2111092601

LAMPIRAN 4

Angket Hubungan Internalisasi Nilai-Nilai Pendidikan Agama Islam dengan Pemahaman Disiplin Beribadah Santri PONPES Al-Fiel Putri Kesugihan Cilacap

I. Biodata Responden :

Nama :

Kelas :

II. Petunjuk

1. Bacalah setiap butir instrumen dengan cermat
2. Berikanlah tanda centang (√) pada kolom-kolom STS, TS, TT, S atau SS sesuai dengan apa yang anda lakukan.

Keterangan:

STS	: Jika Sangat Tidak Setuju
TS	: Jika Tidak Setuju
TT	: Jika Tidak Tahu
S	: Jika Setuju
SS	: Jika Sangat Setuju

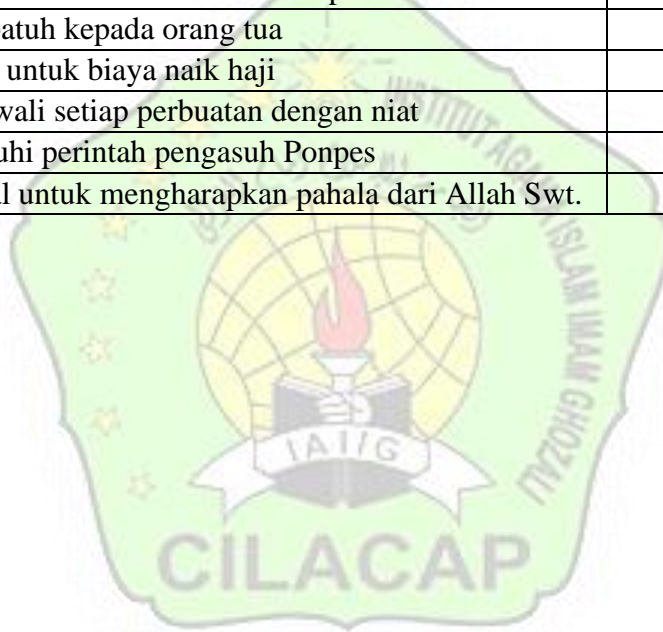
III. Daftar Pernyataan

A. Penjelasan Singkat

Internalisasi nilai-nilai pendidikan agama Islam merupakan suatu proses penanaman nilai-nilai pendidikan agama Islam atau sikap baik yang telah dikehendaki kedalam jiwa seseorang untuk menjadikan kepribadian yang baik sehingga peserta didik dapat mengimani ajaran-ajaran agama yang dianutnya. Pada penelitian ini

ada 3 jenis nilai yang ditanamkan pada santri, yaitu nilai keimanan, nilai ibadah, dan nilai akhlak.

Internalisasi Nilai-Nilai PAI						
No	Pernyataan	STS	TS	TT	S	SS
1.	Beriman kepada Allah Swt					
2.	Meyakini tidak ada Tuhan selain Allah Swt					
3.	Beriman kepada kitab Allah Swt					
4.	Beriman kepada Qadarnya Allah Swt					
5.	Menolak beribadah kepada Allah Swt					
6.	Berpindah agama dari agama Allah					
7.	Menjalankan shalat 5 waktu setiap waktu					
8.	Tidak patuh kepada orang tua					
9.	Berjudi untuk biaya naik haji					
10.	Mengawali setiap perbuatan dengan niat					
11.	Mematuhi perintah pengasuh Ponpes					
12.	Beramal untuk mengharapkan pahala dari Allah Swt.					



LAMPIRAN 5

Angket Hubungan Internalisasi Nilai-Nilai Pendidikan Agama Islam dengan Pemahaman Disiplin Beribadah Santri PONPES Al-Fiel Putri Kesugihan Cilacap

I. Petunjuk

1. Bacalah setiap butir instrumen dengan cermat
2. Berikanlah tanda centang (√) pada kolom-kolom SL, SR, KD atau TP sesuai dengan apa yang anda lakukan.

Keterangan:

STS	: Jika Sangat Tidak Setuju
TS	: Jika Tidak Setuju
TT	: Jika Tidak Tahu
S	: Jika Setuju
SS	: Jika Sangat Setuju

II. Daftar Pernyataan

A. Penjelasan Singkat

Disiplin yang dikategorikan dalam internalisasi nilai-nilai pendidikan agama Islam yaitu disiplin diri. Ibadah juga mencakup segala bentuk kegiatan, baik perbuatan dan perkataan, ataupun keduanya, yang dilakukan setiap muslim dengan tujuan untuk mencapai sebuah keridhaan Allah Swt.

Disiplin Beribadah						
No	Pernyataan	STS	TS	TT	S	SS
1.	Selalu datang lebih awal ketika hendak jamaah					
2.	Mensucikan diri dari najis dan hadats kecil dan hadats besar ketika hendak shalat					
3.	Selalu menjalankan shalat jamaah tepat waktu					
4.	Menjalankan shalat semata karena Allah					
5.	Salah satu hikmah shalat adalah untuk keselamatan di akhirat.					
6.	Niat didalam shalat termasuk sunahnya shalat					
7.	Menutup aurat bagi perempuan termasuk rukun shalat					
8.	Belum memasuki waktu shalat termasuk syarat sahnya shalat					
9.	Hukum shalat berjamaah adalah sunah muakad					
10.	Shalat jamaah dilaksanakan secara bersama dan sekurang-kurangnya dua orang					
11.	Salah satu syarat shalat berjamaah adalah tidak ada pembatas antara imam dan makmum, kecuali bagi makmum wanita saat di Masjid					
12.	Shalat jenazah termasuk shalat yang diwajibkan berjamaah					
13.	Shalat fardu lima waktu termasuk shalat yang dianjurkan berjamaah					
14.	Salah satu syarat shalat jamaah mendahului imam dalam takbir dan rukun fi'li lainnya					
15.	Dalam berjamaah shalatnya makmum harus sesuai dengan shalatnya imam					
16.	Makmum harus mengikuti imam					
17.	Jika makmum masbuq, maka harus segera takbir dan mengikuti gerakan imam					
18.	Sunahnya menjadi imam adalah fasih dalam membaca Al-Quran					
19.	Yang boleh dijadikan imam adalah waria bermakmum kepada wanita					

20.	Yang tidak boleh dijadikan imam adalah wanita bermakmum kepada waria					
-----	--	--	--	--	--	--

LAMPIRAN 6 Hasil Try Out (Variabel X)

NO	INTERNALISASI NILAI PAI											TOTAL
RES	X1	X2	X3	X4	X5	X6	X7	X8	X9	X10	X11	X
1	5	4	5	5	5	4	4	5	4	4	5	50
2	4	5	5	5	5	5	5	5	5	5	5	54
3	5	5	5	5	5	4	4	5	4	5	5	52
4	5	5	5	4	5	4	5	5	4	5	5	52
5	5	5	5	4	5	5	5	4	4	5	5	52
6	5	5	5	5	5	5	5	5	5	5	5	55
7	5	5	5	5	5	5	5	5	5	5	5	55
8	5	5	5	5	5	5	5	5	5	4	5	54
9	5	5	5	5	5	5	5	5	5	4	5	54
10	5	5	5	5	5	5	5	5	5	4	4	53
11	4	5	5	5	5	4	5	5	4	5	5	52
12	5	5	4	5	5	5	5	4	4	5	5	52
13	5	5	5	5	5	5	5	5	5	5	5	55
14	5	5	5	5	5	5	5	5	5	5	5	55
15	4	5	5	5	5	5	5	5	5	5	5	54
16	5	5	5	5	5	5	5	5	5	5	5	55
17	5	5	5	5	5	5	5	5	5	5	5	55
18	5	5	4	5	4	4	4	4	4	4	5	48
19	5	5	5	5	5	5	5	5	5	5	5	55
20	5	5	5	5	5	5	5	5	5	5	5	55

Keterangan:

: Tidak Valid

LAMPIRAN 7 Hasil Try Out (Variabel Y)

NO	Disiplin Beribadah																					
RES	Y1	Y2	Y3	Y4	Y5	Y6	Y7	Y8	Y9	Y10	Y11	Y12	Y13	Y14	Y15	Y16	Y17	Y18	Y19	sum Y		
1	5	4	4	4	4	4	4	5	4	5	5	4	4	4	5	4	4	4	2	79		
2	4	5	4	4	4	2	4	5	4	4	2	4	4	4	5	4	2	3	2	70		
3	4	4	4	5	4	4	4	4	4	4	2	4	5	5	5	5	4	3	3	77		
4	4	4	4	5	5	2	4	4	4	5	3	4	5	5	5	5	5	3	4	80		
5	5	5	5	5	5	4	5	4	4	5	4	4	5	5	5	5	5	5	4	89		
6	5	5	4	5	4	4	5	5	4	5	3	5	5	5	5	5	5	5	5	89		
7	5	5	4	5	5	5	5	5	4	4	4	5	4	5	5	4	5	4	4	87		
8	4	4	4	5	4	4	4	5	5	5	3	5	5	5	5	5	4	3	3	82		
9	4	5	4	4	5	4	5	3	4	5	2	4	4	5	4	5	5	2	5	79		
10	4	4	4	4	4	2	5	5	4	4	5	5	5	4	4	4	5	3	4	79		
11	4	5	4	4	5	4	4	4	4	5	3	4	5	5	5	5	4	2	5	81		
12	4	4	5	5	5	5	5	5	4	5	5	4	5	4	5	5	4	4	3	86		
13	5	5	4	5	5	5	5	5	5	5	4	5	5	4	5	5	4	5	4	90		
14	5	5	5	5	5	4	5	5	5	4	5	4	5	5	5	5	5	5	4	91		
15	5	5	4	5	5	5	5	5	5	5	5	5	5	5	5	5	4	5	5	93		
16	5	5	5	5	5	5	5	5	5	5	3	4	5	4	5	5	5	3	4	88		
17	4	5	4	5	5	5	4	5	5	5	3	4	4	4	4	5	5	2	5	83		
18	5	5	4	5	5	3	4	5	5	4	3	5	5	5	5	5	5	5	5	88		
19	5	5	4	5	5	5	5	5	4	3	4	5	5	5	5	5	5	5	5	90		
20	4	5	5	5	4	5	5	5	4	5	3	5	5	5	5	5	5	4	5	89		

Keterangan:

: Tidak Valid

LAMPIRAN 8 Hasil Try Out (Variabel X)

NO	INTERNALISASI NILAI PAI (X1)												
RES	X1	X2	X3	X4	X5	X6	X7	X8	X9	X10	X11	X12	sumX
1	4	4	4	5	5	5	4	4	5	4	4	4	52
2	5	5	4	4	5	4	5	5	5	5	4	4	55
3	4	5	5	4	5	5	4	4	4	4	4	5	53
4	5	5	5	5	5	4	5	4	4	4	5	5	56
5	5	5	5	5	5	5	5	4	5	4	5	5	58
6	5	5	5	4	5	5	4	5	5	4	4	5	56
7	4	5	4	5	5	4	5	5	5	4	4	4	54
8	5	5	4	5	5	5	5	5	5	5	4	5	58
9	5	4	5	4	4	4	4	4	5	5	4	4	52
10	5	5	5	5	5	5	5	5	5	5	5	4	59
11	5	4	4	5	5	4	4	5	5	5	4	5	55
12	5	5	4	4	4	4	5	5	5	5	5	4	55
13	5	5	5	5	5	5	5	5	5	5	5	5	60
14	5	4	5	5	5	5	5	5	5	5	4	4	57
15	5	5	4	5	5	4	5	5	5	5	5	5	58
16	5	5	5	5	5	4	5	5	5	4	4	4	56
17	5	4	4	5	4	4	4	4	4	4	5	4	51
18	5	5	5	5	4	5	5	5	5	5	4	5	58
19	5	5	5	5	5	5	4	5	5	5	5	4	58
20	5	5	4	4	5	5	5	4	5	5	5	5	57
21	5	4	4	5	5	4	5	5	5	4	5	4	55
22	4	4	5	4	5	5	5	4	5	5	5	4	55
23	5	4	5	5	5	5	5	5	5	5	5	5	59
24	4	5	4	4	4	4	5	5	4	4	4	5	52
25	5	4	4	4	4	5	4	5	4	5	5	4	53
26	5	5	5	5	5	5	5	5	5	5	5	5	60
27	5	5	5	5	5	5	4	5	5	5	5	5	59
28	5	5	5	4	5	4	5	5	4	5	4	4	55
29	5	5	5	5	5	5	5	5	5	5	5	5	60
30	4	4	5	5	5	5	5	4	5	5	4	4	55

LAMPIRAN 9 Hasil Try Out (Variabel Y)

NO																						
RES	Y1	Y2	Y3	Y4	Y5	Y6	Y7	Y8	Y9	Y10	Y11	Y12	Y13	Y14	Y15	Y16	Y17	Y18	Y19	Y20	sum Y	
1	4	4	5	4	5	5	4	4	5	4	5	5	4	5	5	5	5	5	3	3	89	
2	4	5	5	4	5	5	2	4	5	4	5	1	4	5	5	5	5	4	3	3	83	
3	4	5	4	4	4	5	4	4	5	4	5	1	4	5	5	5	5	1	3	3	80	
4	4	5	4	4	5	4	2	4	5	4	5	1	4	5	5	5	5	5	3	3	82	
5	4	5	5	5	4	5	4	5	5	4	5	1	4	5	5	5	5	5	3	3	87	
6	4	5	5	4	5	4	4	5	5	4	5	1	4	5	5	5	5	5	3	3	86	
7	4	5	4	4	5	5	5	5	5	4	5	2	4	4	4	5	4	5	1	4	84	
8	4	5	5	4	5	4	4	4	5	5	5	1	4	5	5	5	5	4	3	3	85	
9	4	5	5	4	5	5	4	5	3	4	5	2	4	5	4	4	5	5	2	5	85	
10	4	5	5	4	5	5	2	5	4	4	5	5	5	5	5	4	4	5	3	4	88	
11	4	5	5	5	3	5	4	5	5	4	5	1	4	5	5	5	5	4	2	5	86	
12	4	4	5	5	5	5	5	5	4	4	5	5	4	5	5	5	5	4	4	3	91	
13	5	5	5	5	5	5	5	5	5	5	5	4	5	5	5	5	5	4	5	4	97	
14	5	5	5	5	5	5	4	5	5	5	5	5	4	5	4	5	4	5	5	4	95	
15	5	5	5	5	5	5	5	5	4	5	5	5	5	5	5	5	5	1	5	3	93	
16	5	5	4	5	5	5	5	4	3	5	5	1	4	4	5	5	5	2	3	4	84	
17	4	4	5	5	5	5	5	4	5	5	5	1	5	5	5	4	5	1	2	5	85	
18	5	5	5	5	5	5	3	4	5	5	4	1	4	4	5	5	5	3	5	5	88	
19	5	5	5	4	5	5	5	2	5	5	3	1	5	5	5	5	5	5	5	5	90	
20	5	5	5	5	5	4	5	5	5	5	5	4	5	5	5	5	5	4	5	5	97	
21	5	5	5	5	5	5	5	5	5	5	5	1	5	3	5	5	5	4	5	5	93	

NO																						
RES	Y1	Y2	Y3	Y4	Y5	Y6	Y7	Y8	Y9	Y10	Y11	Y12	Y13	Y14	Y15	Y16	Y17	Y18	Y19	Y20	sum Y	
22	4	4	5	4	4	4	2	4	2	4	4	3	4	3	4	3	4	4	2	4	72	
23	5	4	5	4	5	5	4	4	2	4	4	3	4	2	4	5	4	1	5	1	75	
24	4	4	5	4	4	4	4	2	2	4	4	2	4	2	4	5	4	4	3	1	70	
25	1	5	4	4	5	5	3	5	4	4	5	1	4	5	5	5	5	1	3	5	79	
26	5	5	4	5	5	5	5	5	3	4	5	2	5	5	5	4	5	2	5	3	87	
27	4	4	4	4	5	4	2	4	4	5	4	2	5	5	5	5	4	1	4	4	79	
28	5	4	5	5	5	4	4	5	1	5	5	2	5	5	4	5	4	5	3	4	85	
29	4	5	4	4	5	5	2	5	1	4	5	1	4	5	5	5	5	1	3	5	78	
30	3	3	4	4	4	1	4	4	3	4	4	1	4	4	4	3	4	1	2	1	62	



LAMPIRAN 10 Uji Reliabilitas Variabel X dan Y

Cronbach's Alpha	N of Items
,672	12

Uji Reliabilitas Variabel Y

Cronbach's Alpha	N of Items
,776	20

LAMPIRAN 11 Hasil Kuesioner Variabel

A. Hasil Kuesioner Variabel X

No Res.	x1	x2	x3	x4	x5	x6	x7	x8	x9	x10	x11	x12	total x
1	4	4	4	5	5	5	4	4	5	4	4	5	53
2	5	4	4	5	4	4	5	5	5	5	4	4	54
3	5	4	5	5	4	4	4	4	5	4	5	5	54
4	4	5	5	4	4	5	4	4	5	4	5	5	54
5	5	5	5	4	4	5	4	4	4	4	4	5	53
6	4	5	5	5	5	5	4	4	5	4	4	5	55
7	5	4	4	4	4	5	5	5	5	5	4	4	54
8	5	5	4	5	4	4	5	5	4	5	5	5	56

No Res.	x1	x2	x3	x4	x5	x6	x7	x8	x9	x10	x11	x12	total x
9	5	5	5	4	4	5	5	5	5	5	4	4	56
10	4	4	5	5	5	4	5	5	4	5	4	4	54
11	4	4	4	4	5	4	4	5	5	4	4	5	52
12	5	4	4	4	4	4	5	5	5	4	5	5	54
13	5	4	5	4	4	5	5	5	5	5	5	5	57
14	5	5	5	4	4	5	5	5	4	5	4	5	56
15	5	5	4	4	4	4	5	5	5	5	4	5	55
16	4	4	5	5	5	4	5	5	5	5	5	5	57
17	5	5	4	4	4	5	5	5	4	5	5	5	56
18	4	5	5	5	5	4	4	4	4	4	4	4	52
19	5	4	5	5	5	4	5	5	5	5	5	5	58
20	4	4	4	5	5	4	5	5	4	5	5	5	55
21	4	4	4	5	5	5	5	5	5	5	5	5	57
22	5	5	5	5	4	5	5	5	3	5	5	5	57
23	4	5	5	5	5	4	4	5	4	4	4	4	53
24	4	4	4	4	4	5	5	5	5	5	5	5	55
25	4	5	4	5	5	4	5	5	5	4	5	5	56
26	4	5	5	5	5	5	5	5	4	4	5	5	57
27	4	5	5	5	5	4	5	5	5	4	4	4	55
28	5	5	5	4	4	4	4	5	5	4	4	5	54
29	5	4	5	4	4	5	4	5	5	5	5	4	55
30	4	4	5	5	5	5	4	5	4	5	4	4	54
31	5	5	4	4	4	4	4	5	4	5	5	4	53

No Res.	x1	x2	x3	x4	x5	x6	x7	x8	x9	x10	x11	x12	total x
32	5	5	4	4	4	5	5	5	3	3	5	5	53
33	5	4	4	4	4	5	5	5	4	5	4	4	53
34	5	4	4	4	4	5	4	5	5	5	4	4	53
35	5	5	5	5	5	5	5	5	4	5	5	5	59
36	4	4	5	5	5	4	5	3	5	5	4	5	54
37	5	5	5	5	5	5	5	3	5	3	4	5	55
38	5	5	4	4	4	4	5	5	5	4	4	4	53
39	4	4	5	5	5	5	5	3	5	5	4	5	55
40	5	4	5	4	5	4	5	5	5	4	4	4	54
41	5	5	5	4	4	5	3	5	5	5	5	5	56
42	5	4	4	4	4	5	5	5	5	5	5	5	56
43	4	5	4	5	5	5	5	4	5	4	5	4	55
44	5	5	4	4	4	4	5	5	5	5	5	5	56
45	5	5	4	4	4	5	5	5	5	5	4	5	56
46	5	5	4	4	4	5	4	5	5	5	5	4	55
47	4	4	5	5	5	3	5	5	4	5	4	4	53
48	4	5	4	5	5	5	5	5	5	5	5	5	58
49	4	5	5	5	5	5	5	4	5	5	5	5	58
50	5	5	5	4	4	5	5	5	5	4	4	4	55
51	5	4	4	4	5	5	5	4	5	4	5	5	55
52	5	4	5	4	5	5	5	4	5	4	5	5	56
53	4	4	5	5	4	5	4	5	5	5	4	4	54
54	5	5	4	5	5	5	5	5	5	5	4	4	57

No Res.	x1	x2	x3	x4	x5	x6	x7	x8	x9	x10	x11	x12	total x
55	5	5	4	4	5	5	5	5	5	5	2	4	54
56	5	5	5	4	5	5	5	4	5	5	5	5	58
57	4	4	5	5	5	5	5	4	5	5	2	4	53
58	5	5	5	4	4	5	5	5	5	4	4	4	55
59	5	5	5	5	4	5	5	5	5	5	5	5	59
60	4	4	5	5	5	5	4	4	5	5	2	4	52
61	4	5	5	5	5	5	5	5	5	4	4	4	56
62	5	5	5	4	4	5	5	5	5	4	4	4	55
63	5	5	4	5	5	5	5	4	5	4	4	4	55
64	4	4	4	5	5	5	5	5	5	5	4	5	56
65	5	5	5	5	5	5	5	5	5	4	4	5	58
66	4	5	4	5	5	5	5	5	5	5	4	5	57
67	5	5	4	5	4	5	5	5	5	4	5	5	57
68	5	5	4	5	4	5	5	5	5	4	5	5	57
69	5	5	5	4	4	5	5	5	5	4	5	5	57
70	4	5	5	5	4	5	5	4	5	4	5	5	56
71	5	4	5	4	5	5	5	5	5	4	4	5	56
72	5	5	5	5	4	5	5	4	5	5	5	5	58
73	4	5	5	5	5	5	5	5	5	5	5	5	59
74	4	5	4	5	5	5	5	5	5	5	5	5	58
75	5	4	4	4	4	5	5	5	5	5	5	5	56
76	4	5	4	5	5	5	5	5	5	5	5	5	58
77	5	5	5	5	4	5	5	5	5	4	5	5	58

No Res.	x1	x2	x3	x4	x5	x6	x7	x8	x9	x10	x11	x12	total x
78	5	5	5	5	4	5	5	4	5	4	5	5	57
79	4	5	4	5	5	5	5	4	5	5	5	5	57
80	4	4	4	5	5	5	5	5	5	5	5	5	57
81	5	5	4	5	5	5	5	3	5	4	5	5	56
82	4	5	5	5	5	5	5	5	5	4	5	5	58
83	4	5	5	5	5	5	5	5	5	4	5	5	58
84	4	4	5	5	5	5	5	3	5	5	5	5	56



B. HASIL KUESIONER VARIABEL Y

C	y1	y2	y3	y4	y5	y6	y7	y8	y9	y10	y11	y12	y13	y14	y15	y16	y17	y18	y19	y20	Total y
1	5	2	5	5	4	5	4	4	5	4	5	5	5	5	5	5	5	2	3	3	86
2	5	5	5	5	4	4	2	4	4	4	5	5	4	5	5	5	5	2	3	3	84
3	5	5	4	5	5	5	4	4	5	4	5	2	4	5	5	5	5	3	3	3	86
4	5	5	4	5	5	5	5	4	5	4	5	2	5	5	5	5	5	2	3	3	87
5	4	5	5	5	5	5	4	4	2	4	5	2	5	5	5	5	5	5	3	3	86
6	4	4	5	5	4	5	4	5	2	4	5	2	4	5	5	5	5	5	3	3	84
7	5	5	4	5	4	5	5	5	5	4	5	2	4	4	4	5	4	2	4	4	85
8	5	4	5	5	5	4	4	5	5	5	5	2	4	5	5	5	5	2	3	3	86
9	4	5	5	5	4	5	5	4	5	4	5	2	4	5	4	5	4	2	3	3	83
10	4	5	4	5	5	5	2	4	5	5	4	2	5	5	5	5	4	2	4	4	84
11	4	5	5	3	5	4	4	4	5	4	5	2	4	5	5	5	5	2	4	3	83
12	4	4	4	5	5	5	4	4	5	4	5	2	4	5	5	5	5	2	5	4	86

No Res	y1	y2	y3	y4	y5	y6	y7	y8	y9	y10	y11	y12	y13	y14	y15	y16	y17	y18	y19	y20	Total y	
13	5	4	5	5	5	4	2	2	5	5	5	5	5	5	4	5	5	5	5	5	2	88
14	5	4	5	5	4	4	5	2	4	5	5	5	3	3	5	5	5	2	5	5	5	86
15	5	5	5	5	5	5	5	2	5	4	5	2	4	5	4	4	4	2	5	5	5	86
16	5	5	4	5	5	5	5	2	5	5	5	4	4	5	4	4	4	2	5	5	5	88
17	4	5	4	5	4	5	5	2	4	5	5	4	4	5	5	5	5	2	5	5	5	88
18	4	4	5	5	4	5	5	2	5	5	5	2	4	5	5	5	5	2	5	5	5	87
19	5	5	4	5	4	4	5	2	5	4	5	2	4	5	5	5	5	3	5	5	5	87
20	5	4	4	5	5	5	5	2	4	5	5	2	4	5	5	5	5	2	5	5	5	87
21	5	5	4	4	5	5	5	2	4	5	5	2	3	5	5	5	5	2	5	5	5	86
22	5	5	5	4	5	5	5	2	4	5	5	2	3	5	5	5	5	2	5	5	5	87
23	4	5	4	5	4	5	5	2	2	4	5	4	4	5	4	4	4	5	5	5	5	85
24	5	5	5	4	4	4	2	5	5	5	4	3	5	2	4	5	4	5	5	5	2	83
25	5	4	5	5	5	5	2	5	4	4	4	3	4	2	4	5	4	5	4	5	5	84
26	5	4	5	5	5	4	2	5	5	4	4	5	4	4	4	5	5	5	5	4	2	86
27	5	5	4	5	5	5	2	5	4	4	5	2	4	5	5	5	5	2	3	5	5	85

No Res	y1	y2	y3	y4	y5	y6	y7	y8	y9	y10	y11	y12	y13	y14	y15	y16	y17	y18	y19	y20	Total y
28	5	5	5	5	5	5	5	5	5	4	5	2	5	5	5	5	5	2	5	3	91
29	4	4	4	5	5	5	2	5	3	5	5	4	5	5	5	5	4	2	5	3	85
30	5	4	5	4	5	4	2	4	3	5	5	2	5	5	5	5	4	2	5	3	82
31	4	5	4	4	5	5	2	5	4	4	5	2	4	5	5	5	5	4	3	5	85
32	5	5	5	4	5	5	4	5	5	4	5	2	2	5	5	5	4	2	5	2	84
33	5	5	5	4	4	5	4	5	4	5	5	2	4	4	5	5	4	5	4	2	86
34	5	5	4	5	4	5	4	5	4	5	5	2	4	4	5	5	4	5	4	2	86
35	4	5	5	5	5	4	2	4	5	4	5	3	4	5	4	5	4	2	3	5	83
36	4	4	5	5	5	4	4	4	4	4	5	2	4	5	5	5	5	2	5	5	86
37	5	4	4	5	5	4	4	4	4	4	5	2	4	5	5	5	5	2	5	5	86
38	5	5	5	5	4	4	4	4	4	4	4	2	4	5	4	4	4	2	5	5	83
39	4	5	4	5	5	4	4	4	4	4	5	2	4	5	5	5	5	2	5	5	86
40	4	5	5	4	4	4	5	4	3	5	4	2	5	5	4	4	4	2	5	5	83
41	5	5	4	4	5	5	4	5	5	4	5	2	2	5	5	5	4	2	5	2	83
42	4	5	4	4	5	5	4	5	5	2	5	2	4	4	5	5	5	2	5	4	84

No Res	y1	y2	y3	y4	y5	y6	y7	y8	y9	y10	y11	y12	y13	y14	y15	y16	y17	y18	y19	y20	Total y
43	4	5	4	5	4	5	4	4	4	4	4	2	5	5	5	5	5	2	4	4	84
44	4	4	5	4	5	5	4	4	5	2	5	2	4	4	5	5	5	2	5	4	83
45	4	4	4	5	4	4	5	4	5	4	5	2	5	5	5	5	4	2	5	4	85
46	5	5	5	5	4	4	2	5	3	5	5	2	5	5	5	5	5	2	5	3	85
47	5	5	5	5	4	5	2	5	5	4	4	5	4	3	4	4	4	2	5	5	85
48	4	4	4	5	5	5	4	4	5	5	5	2	5	5	5	5	5	2	4	2	85
49	5	3	5	4	5	5	5	2	2	3	5	4	5	5	5	5	4	5	5	5	87
50	4	4	4	4	4	4	5	5	5	4	4	2	4	5	4	4	5	2	5	5	83
51	4	5	4	4	5	5	2	5	5	4	5	2	4	5	4	5	5	4	4	5	86
52	5	5	5	4	5	5	5	2	2	3	5	4	5	5	5	5	3	4	5	5	87
53	4	5	4	4	5	5	5	2	5	2	4	4	2	5	4	4	4	5	5	5	83
54	5	5	5	5	3	5	2	5	5	4	5	2	2	5	4	5	5	2	5	5	84
55	2	4	5	5	5	4	5	4	5	5	4	2	4	4	5	5	4	2	5	5	84
56	4	5	4	4	3	5	3	5	5	5	5	5	5	5	2	5	4	2	5	5	86
57	2	4	4	5	4	4	5	4	4	4	4	3	5	5	4	4	5	4	5	5	84

No Res	y1	y2	y3	y4	y5	y6	y7	y8	y9	y10	y11	y12	y13	y14	y15	y16	y17	y18	y19	y20	Total y
58	5	5	4	5	5	4	2	5	5	4	4	4	4	5	4	5	4	2	4	4	84
59	4	5	4	5	4	5	4	4	5	2	5	5	4	4	5	5	5	2	5	4	86
60	2	5	5	4	4	4	5	4	4	4	4	2	5	4	4	4	4	2	5	5	80
61	5	4	4	4	5	4	2	4	5	4	4	4	5	5	4	5	4	2	4	4	82
62	5	5	4	4	5	4	2	4	5	4	4	2	5	5	4	5	4	2	5	5	83
63	4	5	4	4	5	4	2	4	5	4	4	2	5	5	4	5	4	2	5	5	82
64	4	5	3	4	5	5	5	5	4	5	5	3	4	5	5	5	5	2	5	3	87
65	4	5	3	4	5	5	5	5	4	5	4	3	4	5	5	5	5	2	4	3	85
66	4	5	4	5	4	5	5	5	5	5	5	3	4	5	5	5	5	2	5	3	89
67	5	5	4	5	5	4	5	5	5	3	4	3	4	5	5	5	4	2	4	4	86
68	4	5	4	5	5	4	5	5	5	3	4	3	4	5	5	5	4	2	4	3	84
69	5	4	5	5	4	5	5	4	4	5	5	2	5	4	5	5	5	4	4	3	88
70	5	4	5	4	5	5	4	3	4	5	5	2	5	5	5	5	5	4	5	3	88
71	5	5	4	4	3	5	5	4	4	5	5	4	5	5	5	4	5	4	4	3	88
72	5	5	5	5	3	5	4	3	4	5	5	2	5	5	5	5	4	4	5	3	87

No Res	y1	y2	y3	y4	y5	y6	y7	y8	y9	y10	y11	y12	y13	y14	y15	y16	y17	y18	y19	y20	Total y
73	5	5	5	5	3	5	5	4	5	5	5	2	5	5	5	5	4	4	4	3	89
74	4	4	5	4	5	5	5	2	5	4	5	2	4	5	5	5	5	2	4	4	84
75	4	3	4	4	5	5	5	2	5	3	5	3	5	5	5	4	5	3	3	4	82
76	4	4	5	5	5	5	5	2	5	4	5	2	5	5	5	4	5	2	4	2	83
77	4	5	4	5	4	4	5	5	4	5	5	2	4	5	4	5	4	2	5	4	85
78	5	4	4	5	5	5	5	2	5	4	5	2	4	5	4	5	5	4	4	2	84
79	4	5	4	4	5	4	5	5	4	5	5	2	4	5	5	5	4	2	5	4	86
80	4	3	3	5	5	4	5	5	4	5	5	2	4	4	5	5	5	2	5	4	84
81	5	4	4	4	3	4	5	5	4	5	5	2	4	4	5	5	5	2	5	4	84
82	4	5	4	4	5	4	5	5	5	5	5	2	4	5	5	5	4	2	5	3	86
83	4	5	4	4	3	3	5	5	4	5	5	2	4	5	5	5	5	2	5	4	84
84	4	5	4	4	5	3	5	5	5	5	5	2	4	5	5	5	5	2	5	3	86

LAMPIRAN 12 Hasil Korelasi

TABEL KORELASI

Correlations

		Internalisasi	Disiplin
Internalisasi	Pearson Correlation	1	,216*
	Sig. (2-tailed)		,048
	N	84	84
Disiplin	Pearson Correlation	,216*	1
	Sig. (2-tailed)	,048	
	N	84	84

*. Correlation is significant at the 0.05 level (2-tailed).



LAMPIRAN 13 Validasi Item Variabel X

Correlations

		item1	item2	item3	item4	item5	item6	item7	item8	item9	item10	item11	sumX
item1	Pearson Correlation	1	-,096	-,140	-,140	-,096	,081	-,176	-,176	-,015	-,243	-,096	,004
	Sig. (2-tailed)		,686	,556	,556	,686	,735	,457	,457	,951	,303	,686	,988
	N	20	20	20	20	20	20	20	20	20	20	20	20
item2	Pearson Correlation	-,096	1	-,076	-,076	-,053	,397	,546*	-,096	,313	,397	-,053	,404
	Sig. (2-tailed)	,686		,749	,749	,826	,083	,013	,686	,180	,083	,826	,078
	N	20	20	20	20	20	20	20	20	20	20	20	20
item3	Pearson Correlation	-,140	-,076	1	-,111	,688**	,192	,327	,793**	,454*	,192	-,076	,586**
	Sig. (2-tailed)	,556	,749		,641	,001	,416	,160	,000	,044	,416	,749	,007
	N	20	20	20	20	20	20	20	20	20	20	20	20
item4	Pearson Correlation	-,140	-,076	-,111	1	-,076	,192	-,140	,327	,454*	-,192	-,076	,236

	Sig. (2-tailed)	,556	,749	,641		,749	,416	,556	,160	,044	,416	,749	,316
	N	20	20	20	20	20	20	20	20	20	20	20	20
item5	Pearson Correlation	-,096	-,053	,688**	-,076	1	,397	,546*	,546*	,313	,397	-,053	,644**
	Sig. (2-tailed)	,686	,826	,001	,749		,083	,013	,013	,180	,083	,826	,002
	N	20	20	20	20	20	20	20	20	20	20	20	20
item6	Pearson Correlation	,081	,397	,192	,192	,397	1	,728**	,081	,787**	,200	-,132	,773**
	Sig. (2-tailed)	,735	,083	,416	,416	,083		,000	,735	,000	,398	,578	,000
	N	20	20	20	20	20	20	20	20	20	20	20	20
item7	Pearson Correlation	-,176	,546*	,327	-,140	,546*	,728**	1	,216	,572**	,404	-,096	,739**
	Sig. (2-tailed)	,457	,013	,160	,556	,013	,000		,361	,008	,077	,686	,000
	N	20	20	20	20	20	20	20	20	20	20	20	20
item8	Pearson Correlation	-,176	-,096	,793**	,327	,546*	,081	,216	1	,572**	,081	-,096	,592**
	Sig. (2-tailed)	,457	,686	,000	,160	,013	,735	,361		,008	,735	,686	,006

	N	20	20	20	20	20	20	20	20	20	20	20	20
item9	Pearson Correlation	-,015	,313	,454*	,454*	,313	,787**	,572**	,572**	1	,061	-,168	,850**
	Sig. (2-tailed)	,951	,180	,044	,044	,180	,000	,008	,008		,800	,478	,000
	N	20	20	20	20	20	20	20	20	20	20	20	20
item10	Pearson Correlation	-,243	,397	,192	-,192	,397	,200	,404	,081	,061	1	,397	,470*
	Sig. (2-tailed)	,303	,083	,416	,416	,083	,398	,077	,735	,800		,083	,037
	N	20	20	20	20	20	20	20	20	20	20	20	20
item11	Pearson Correlation	-,096	-,053	-,076	-,076	-,053	-,132	-,096	-,096	-,168	,397	1	,042
	Sig. (2-tailed)	,686	,826	,749	,749	,826	,578	,686	,686	,478	,083		,860
	N	20	20	20	20	20	20	20	20	20	20	20	20
sumX	Pearson Correlation	,004	,404	,586**	,236	,644**	,773**	,739**	,592**	,850**	,470*	,042	1
	Sig. (2-tailed)	,988	,078	,007	,316	,002	,000	,000	,006	,000	,037	,860	
	N	20	20	20	20	20	20	20	20	20	20	20	20

*. Correlation is significant at the 0.05 level (2-tailed).

** Correlation is significant at the 0.01 level (2-tailed).

LAMPIRAN 14 Validasi Item Variabel Y



Correlations

		item1	item 2	item 3	item 4	item 5	item 6	item 7	item 8	item 9	item 10	item 11	item 12	item 13	item 14	item 15	item 16	item 17	item 18	item 19	sumY
item1	Pearson Correlation	1	,436	,115	,346	,314	,342	,408	,359	,314	-,171	,440	,302	,115	,105	,420	,000	,270	,780*	,154	,675**
	Sig. (2-tailed)		,054	,628	,135	,177	,140	,074	,120	,177	,470	,052	,196	,628	,660	,065	1,000	,250	,000	,517	,001
	N	20	20	20	20	20	20	20	20	20	20	20	20	20	20	20	20	20	20	20	20
item2	Pearson Correlation	,436	1	,126	,126	,435	,352	,356	,039	,252	-,075	-,181	,154	-,126	,206	,031	,218	,147	,250	,594*	,453*
	Sig. (2-tailed)	,054		,597	,597	,055	,128	,123	,870	,285	,754	,444	,518	,597	,384	,898	,355	,536	,287	,006	,045
	N	20	20	20	20	20	20	20	20	20	20	20	20	20	20	20	20	20	20	20	20

item3	Pearson Correlation	,115	,126	1	,333	,182	,310	,471*	,104	,061	,198	,254	-,290	,333	-,061	,243	,289	,234	,238	-,030	,410
	Sig. (2-tailed)	,628	,597		,151	,444	,183	,036	,664	,800	,403	,280	,215	,151	,800	,303	,217	,322	,311	,901	,073
	N	20	20	20	20	20	20	20	20	20	20	20	20	20	20	20	20	20	20	20	20
item4	Pearson Correlation	,346	,126	,333	1	,303	,479*	,236	,311	,424	,000	,085	,290	,467*	,303	,404	,577*	,389	,503*	,267	,690**
	Sig. (2-tailed)	,135	,597	,151		,195	,032	,317	,182	,063	1,000	,723	,215	,038	,195	,077	,008	,090	,024	,255	,001
	N	20	20	20	20	20	20	20	20	20	20	20	20	20	20	20	20	20	20	20	20
item5	Pearson Correlation	,314	,435	,182	,303	1	,343	,257	-,207	,319	,036	,189	-,179	,061	,121	-,015	,419	,353	,120	,468*	,481*
	Sig. (2-tailed)	,177	,055	,444	,195		,139	,274	,381	,171	,880	,424	,450	,800	,612	,951	,066	,126	,614	,037	,032
	N	20	20	20	20	20	20	20	20	20	20	20	20	20	20	20	20	20	20	20	20
item6	Pearson Correlation	,342	,352	,310	,479*	,343	1	,439	,202	,271	,201	,212	,152	,028	,036	,157	,391	,231	,235	,299	,639**

	Sig. (2-tailed)	,140	,128	,183	,032	,139		,053	,394	,247	,395	,369	,522	,906	,881	,508	,088	,328	,318	,201	,002
	N	20	20	20	20	20	20	20	20	20	20	20	20	20	20	20	20	20	20	20	20
item7	Pearson Correlation	,408	,356	,471*	,236	,257	,439	1	,110	-,043	-,035	,439	,328	,236	,043	-,057	,102	,413	,468*	,356	,636**
	Sig. (2-tailed)	,074	,123	,036	,317	,274	,053		,644	,858	,884	,053	,158	,317	,858	,811	,669	,070	,037	,123	,003
	N	20	20	20	20	20	20	20	20	20	20	20	20	20	20	20	20	20	20	20	20
item8	Pearson Correlation	,359	,039	,104	,311	-,207	,202	,110	1	,395	-,216	,465*	,487*	,104	-,395	,277	-,269	-,121	,453*	-,157	,342
	Sig. (2-tailed)	,120	,870	,664	,182	,381	,394	,644		,084	,361	,039	,029	,664	,084	,238	,251	,611	,045	,509	,140
	N	20	20	20	20	20	20	20	20	20	20	20	20	20	20	20	20	20	20	20	20
item9	Pearson Correlation	,314	,252	,061	,424	,319	,271	-,043	,395	1	,144	,118	,179	,182	-,121	,015	,367	,071	,168	,178	,427
	Sig. (2-tailed)	,177	,285	,800	,063	,171	,247	,858	,084		,545	,621	,450	,444	,612	,951	,112	,767	,478	,454	,061
	N	20	20	20	20	20	20	20	20	20	20	20	20	20	20	20	20	20	20	20	20

item10	Pearson Correlation	-,171	-,075	,198	,000	,036	,201	-,035	-,216	,144	1	-,050	-,241	,000	-,144	-,048	,300	,000	-,236	,035	,059
	Sig. (2-tailed)	,470	,754	,403	1,000	,880	,395	,884	,361	,545		,833	,305	1,000	,545	,841	,199	1,000	,316	,883	,804
	N	20	20	20	20	20	20	20	20	20	20	20	20	20	20	20	20	20	20	20	20
item11	Pearson Correlation	,440	-,181	,254	,085	,189	,212	,439	,465*	,118	-,050	1	,201	,197	-,220	,089	-,220	,165	,527*	-,078	,478*
	Sig. (2-tailed)	,052	,444	,280	,723	,424	,369	,053	,039	,621	,833		,395	,404	,351	,709	,352	,488	,017	,744	,033
	N	20	20	20	20	20	20	20	20	20	20	20	20	20	20	20	20	20	20	20	20
item12	Pearson Correlation	,302	,154	-,290	,290	-,179	,152	,328	,487*	,179	-,241	,201	1	,290	,242	,099	-,050	,203	,484*	,367	,461*
	Sig. (2-tailed)	,196	,518	,215	,215	,450	,522	,158	,029	,450	,305	,395		,215	,303	,679	,833	,390	,031	,112	,041
	N	20	20	20	20	20	20	20	20	20	20	20	20	20	20	20	20	20	20	20	20
item13	Pearson Correlation	,115	-,126	,333	,467*	,061	,028	,236	,104	,182	,000	,197	,290	1	,303	,404	,577*	,234	,397	,267	,490*

	Sig. (2-tailed)	,628	,597	,151	,038	,800	,906	,317	,664	,444	1,000	,404	,215		,195	,077	,008	,322	,083	,255	,028	
	N	20	20	20	20	20	20	20	20	20	20	20	20	20	20	20	20	20	20	20	20	20
item14	Pearson Correlation	,105	,206	-,061	,303	,121	,036	,043	-,395	-,121	-,144	-,220	,242	,303	1	,279	,419	,353	,216	,468*	,300	
	Sig. (2-tailed)	,660	,384	,800	,195	,612	,881	,858	,084	,612	,545	,351	,303	,195		,234	,066	,126	,359	,037	,200	
	N	20	20	20	20	20	20	20	20	20	20	20	20	20	20	20	20	20	20	20	20	20
item15	Pearson Correlation	,420	,031	,243	,404	-,015	,157	-,057	,277	,015	-,048	,089	,099	,404	,279	1	,140	-,283	,546*	-,266	,303	
	Sig. (2-tailed)	,065	,898	,303	,077	,951	,508	,811	,238	,951	,841	,709	,679	,077	,234		,556	,226	,013	,257	,194	
	N	20	20	20	20	20	20	20	20	20	20	20	20	20	20	20	20	20	20	20	20	20
item16	Pearson Correlation	,000	,218	,289	,577*	,419	,391	,102	-,269	,367	,300	-,220	-,050	,577*	,419	,140	1	,337	,115	,539*	,498*	
	Sig. (2-tailed)	1,000	,355	,217	,008	,066	,088	,669	,251	,112	,199	,352	,833	,008	,066	,556		,146	,630	,014	,025	
	N	20	20	20	20	20	20	20	20	20	20	20	20	20	20	20	20	20	20	20	20	20

item17	Pearson Correlation	,270	,147	,234	,389	,353	,231	,413	-,121	,071	,000	,165	,203	,234	,353	-,283	,337	1	,155	,658*	,549*
	Sig. (2-tailed)	,250	,536	,322	,090	,126	,328	,070	,611	,767	1,000	,488	,390	,322	,126	,226	,146		,515	,002	,012
	N	20	20	20	20	20	20	20	20	20	20	20	20	20	20	20	20	20	20	20	20
item18	Pearson Correlation	,780**	,250	,238	,503*	,120	,235	,468*	,453*	,168	-,236	,527*	,484*	,397	,216	,546*	,115	,155	1	,106	,719**
	Sig. (2-tailed)	,000	,287	,311	,024	,614	,318	,037	,045	,478	,316	,017	,031	,083	,359	,013	,630	,515		,656	,000
	N	20	20	20	20	20	20	20	20	20	20	20	20	20	20	20	20	20	20	20	20
item19	Pearson Correlation	,154	,594*	-,030	,267	,468*	,299	,356	-,157	,178	,035	-,078	,367	,267	,468*	-,266	,539*	,658*	,106	1	,574**
	Sig. (2-tailed)	,517	,006	,901	,255	,037	,201	,123	,509	,454	,883	,744	,112	,255	,037	,257	,014	,002	,656		,008
	N	20	20	20	20	20	20	20	20	20	20	20	20	20	20	20	20	20	20	20	20
sumY	Pearson Correlation	,675**	,453*	,410	,690*	,481*	,639*	,636*	,342	,427	,059	,478*	,461*	,490*	,300	,303	,498*	,549*	,719*	,574*	1

	Sig. (2-tailed)	,001	,045	,073	,001	,032	,002	,003	,140	,061	,804	,033	,041	,028	,200	,194	,025	,012	,000	,008	
	N	20	20	20	20	20	20	20	20	20	20	20	20	20	20	20	20	20	20	20	20

** . Correlation is significant at the 0.01 level (2-tailed).

* . Correlation is significant at the 0.05 level (2-tailed).

LAMPIRAN 15 Validasi Item Variabel X sampel 30

Correlations

		item1	item2	item3	item4	item5	item6	item7	item8	item9	item10	item11	item12	sumX
item1	Pearson Correlation	1	,177	,102	,177	-,042	-,068	,036	,400*	,167	,354	,367*	,167	,492**
	Sig. (2-tailed)		,350	,591	,350	,827	,721	,849	,028	,379	,055	,046	,379	,006
	N	30	30	30	30	30	30	30	30	30	30	30	30	30
item2	Pearson Correlation	,177	1	,144	-,050	,177	,000	,309	,309	,000	-,050	,047	,424*	,448*

	Sig. (2-tailed)	,350		,447	,793	,350	1,000	,097	,097	1,000	,793	,804	,019	,013
	N	30	30	30	30	30	30	30	30	30	30	30	30	30
item3	Pearson Correlation	,102	,144	1	,144	,272	,444*	,059	-,089	,102	,144	,055	,136	,460*
	Sig. (2-tailed)	,591	,447		,447	,146	,014	,755	,640	,591	,447	,775	,473	,011
	N	30	30	30	30	30	30	30	30	30	30	30	30	30
item4	Pearson Correlation	,177	-,050	,144	1	,354	,144	,154	,154	,354	-,050	,189	,141	,476**
	Sig. (2-tailed)	,350	,793	,447		,055	,447	,416	,416	,055	,793	,317	,456	,008
	N	30	30	30	30	30	30	30	30	30	30	30	30	30
item5	Pearson Correlation	-,042	,177	,272	,354	1	,272	,218	,036	,375*	,000	,033	,167	,492**
	Sig. (2-tailed)	,827	,350	,146	,055		,146	,247	,849	,041	1,000	,861	,379	,006
	N	30	30	30	30	30	30	30	30	30	30	30	30	30

item6	Pearson Correlation	-,068	,000	,444*	,144	,272	1	-,089	-,089	,272	,289	,191	,272	,486**
	Sig. (2-tailed)	,721	1,000	,014	,447	,146		,640	,640	,146	,122	,312	,146	,006
	N	30	30	30	30	30	30	30	30	30	30	30	30	30
item7	Pearson Correlation	,036	,309	,059	,154	,218	-,089	1	,206	,218	,154	,117	,073	,432*
	Sig. (2-tailed)	,849	,097	,755	,416	,247	,640		,274	,247	,416	,539	,702	,017
	N	30	30	30	30	30	30	30	30	30	30	30	30	30
item8	Pearson Correlation	,400*	,309	-,089	,154	,036	-,089	,206	1	,218	,309	-,029	,073	,432*
	Sig. (2-tailed)	,028	,097	,640	,416	,849	,640	,274		,247	,097	,878	,702	,017
	N	30	30	30	30	30	30	30	30	30	30	30	30	30
item9	Pearson Correlation	,167	,000	,102	,354	,375*	,272	,218	,218	1	,354	,033	,000	,524**

	Sig. (2-tailed)	,379	1,000	,591	,055	,041	,146	,247	,247		,055	,861	1,000	,003
	N	30	30	30	30	30	30	30	30	30	30	30	30	30
item10	Pearson Correlation	,354	-,050	,144	-,050	,000	,289	,154	,309	,354	1	,189	,000	,476**
	Sig. (2-tailed)	,055	,793	,447	,793	1,000	,122	,416	,097	,055		,317	1,000	,008
	N	30	30	30	30	30	30	30	30	30	30	30	30	30
item11	Pearson Correlation	,367*	,047	,055	,189	,033	,191	,117	-,029	,033	,189	1	,134	,427*
	Sig. (2-tailed)	,046	,804	,775	,317	,861	,312	,539	,878	,861	,317		,481	,019
	N	30	30	30	30	30	30	30	30	30	30	30	30	30
item12	Pearson Correlation	,167	,424*	,136	,141	,167	,272	,073	,073	,000	,000	,134	1	,479**
	Sig. (2-tailed)	,379	,019	,473	,456	,379	,146	,702	,702	1,000	1,000	,481		,007
	N	30	30	30	30	30	30	30	30	30	30	30	30	30

	Pearson Correlation	,492**	,448*	,460*	,476**	,492**	,486**	,432*	,432*	,524**	,476**	,427*	,479**	1
sumX	Sig. (2-tailed)	,006	,013	,011	,008	,006	,006	,017	,017	,003	,008	,019	,007	
	N	30	30	30	30	30	30	30	30	30	30	30	30	30

*. Correlation is significant at the 0.05 level (2-tailed).

** . Correlation is significant at the 0.01 level (2-tailed).



Correlations

		item 1	item 2	item 3	item 4	item 5	item 6	item 7	item 8	item 9	item 10	item 11	item 12	item 13	item 14	item 15	item 16	item 17	item 18	item 19	item 20	SumY
item 1	Pearson Correlation	1	,180	,371*	,500*	,220	,249	,379*	-,041	,000	,525*	-,092	,263	,411*	-,128	-,013	,207	,009	,216	,564*	,046	,501**
	Sig. (2-tailed)		,341	,043	,005	,242	,185	,039	,828	1,000	,003	,629	,160	,024	,500	,948	,272	,962	,252	,001	,808	,005
	N	30	30	30	30	30	30	30	30	30	30	30	30	30	30	30	30	30	30	30	30	30
item 2	Pearson Correlation	,180	1	,000	,167	,209	,620*	,038	,310	,432*	,127	,404*	-,123	,044	,374*	,467*	,469*	,541*	,255	,229	,503*	,601**
	Sig. (2-tailed)	,341		1,000	,378	,269	,000	,842	,095	,017	,505	,027	,518	,818	,042	,009	,009	,002	,174	,224	,005	,000
	N	30	30	30	30	30	30	30	30	30	30	30	30	30	30	30	30	30	30	30	30	30
item 3	Pearson Correlation	,371*	,000	1	,279	-,015	,218	,187	-,036	,169	,238	-,057	,375*	,154	-,099	-,066	,076	,048	,507*	,242	,061	,428*



	Sig. (2-tailed)	,043	1,000		,136	,939	,247	,322	,849	,372	,206	,766	,041	,416	,604	,730	,689	,803	,004	,198	,749	,018
	N	30	30	30	30	30	30	30	30	30	30	30	30	30	30	30	30	30	30	30	30	30
item 4	Pearson Correlation	,500*	,167	,279	1	,005	,269	,540*	,404*	,156	,522*	,324	,195	,381*	,157	,223	,172	,279	,010	,422*	,301	,604**
	Sig. (2-tailed)	,005	,378	,136		,981	,150	,002	,027	,409	,003	,081	,301	,038	,407	,236	,363	,136	,960	,020	,106	,000
	N	30	30	30	30	30	30	30	30	30	30	30	30	30	30	30	30	30	30	30	30	30
item 5	Pearson Correlation	,220	,209	-,015	,005	1	,269	,066	,151	,052	,384*	,149	,240	,333	,208	,172	,250	,132	,023	,403*	,207	,421*
	Sig. (2-tailed)	,242	,269	,939	,981		,150	,729	,425	,785	,036	,432	,202	,072	,270	,362	,182	,486	,902	,027	,273	,020
	N	30	30	30	30	30	30	30	30	30	30	30	30	30	30	30	30	30	30	30	30	30
item 6	Pearson Correlation	,249	,620*	,218	,269	,269	1	,130	,198	,226	,068	,309	,176	,088	,160	,358	,494*	,400*	,113	,255	,454*	,592**
	Sig. (2-tailed)	,185	,000	,247	,150	,150		,493	,294	,230	,721	,096	,352	,642	,398	,052	,006	,028	,552	,173	,012	,001
	N	30	30	30	30	30	30	30	30	30	30	30	30	30	30	30	30	30	30	30	30	30

item 7	Pearson Correlation	,379*	,038	,187	,540*	,066	,130	1	,061	,214	,350	,116	,138	,282	-,030	-,005	,157	,254	,028	,254	-,009	,428*
	Sig. (2-tailed)	,039	,842	,322	,002	,729	,493		,748	,257	,058	,542	,468	,131	,875	,981	,408	,175	,884	,175	,964	,018
	N	30	30	30	30	30	30	30	30	30	30	30	30	30	30	30	30	30	30	30	30	30
item 8	Pearson Correlation	-,041	,310	-,036	,404*	,151	,198	,061	1	,065	-,068	,749*	,264	,088	,405*	,113	,015	,145	,041	-,007	,314	,414*
	Sig. (2-tailed)	,828	,095	,849	,027	,425	,294	,748		,735	,721	,000	,158	,642	,026	,552	,939	,443	,829	,970	,091	,023
	N	30	30	30	30	30	30	30	30	30	30	30	30	30	30	30	30	30	30	30	30	30
item 9	Pearson Correlation	,000	,432*	,169	,156	,052	,226	,214	,065	1	,211	,202	,000	,055	,409*	,525*	,315	,451*	,286	,132	,238	,554**
	Sig. (2-tailed)	1,000	,017	,372	,409	,785	,230	,257	,735		,263	,285	1,000	,774	,025	,003	,090	,012	,125	,487	,205	,002
	N	30	30	30	30	30	30	30	30	30	30	30	30	30	30	30	30	30	30	30	30	30
item 10	Pearson Correlation	,525*	,127	,238	,522*	,384*	,068	,350	-,068	,211	1	-,106	,072	,577*	,123	,185	,261	,089	-,059	,510*	,399*	,501**

	Sig. (2-tailed)	,003	,505	,206	,003	,036	,721	,058	,721	,263		,576	,706	,001	,517	,329	,164	,640	,758	,004	,029	,005
	N	30	30	30	30	30	30	30	30	30	30	30	30	30	30	30	30	30	30	30	30	30
item 11	Pearson Correlation	-,092	,404*	-,057	,324	,149	,309	,116	,749*	,202	-,106	1	,155	-,046	,461*	,275	,212	,369*	,118	-,196	,182	,420*
	Sig. (2-tailed)	,629	,027	,766	,081	,432	,096	,542	,000	,285	,576		,414	,809	,010	,142	,261	,045	,536	,300	,336	,021
	N	30	30	30	30	30	30	30	30	30	30	30	30	30	30	30	30	30	30	30	30	30
item 12	Pearson Correlation	,263	-,123	,375*	,195	,240	,176	,138	,264	,000	,072	,155	1	,233	,070	-,119	-,015	-,250	,201	,345	-,111	,421*
	Sig. (2-tailed)	,160	,518	,041	,301	,202	,352	,468	,158	1,000	,706	,414		,214	,714	,530	,936	,183	,287	,062	,560	,021
	N	30	30	30	30	30	30	30	30	30	30	30	30	30	30	30	30	30	30	30	30	30
item 13	Pearson Correlation	,411*	,044	,154	,381*	,333	,088	,282	,088	,055	,577*	-,046	,233	1	,213	,267	-,041	,000	-,073	,462*	,316	,448*
	Sig. (2-tailed)	,024	,818	,416	,038	,072	,642	,131	,642	,774	,001	,809	,214		,258	,155	,829	1,000	,703	,010	,089	,013
	N	30	30	30	30	30	30	30	30	30	30	30	30	30	30	30	30	30	30	30	30	30

item 14	Pearson Correlation	-,128	,374*	-,099	,157	,208	,160	-,030	,405*	,409*	,123	,461*	,070	,213	1	,534*	,149	,477*	,119	-,030	,421*	,487**
	Sig. (2- tailed)	,500	,042	,604	,407	,270	,398	,875	,026	,025	,517	,010	,714	,258		,002	,432	,008	,530	,875	,020	,006
	N	30	30	30	30	30	30	30	30	30	30	30	30	30	30	30	30	30	30	30	30	30
item 15	Pearson Correlation	-,013	,467*	-,066	,223	,172	,358	-,005	,113	,525*	,185	,275	-,119	,267	,534*	1	,377*	,757*	-,142	,287	,337	,467**
	Sig. (2- tailed)	,948	,009	,730	,236	,362	,052	,981	,552	,003	,329	,142	,530	,155	,002		,040	,000	,453	,124	,069	,009
	N	30	30	30	30	30	30	30	30	30	30	30	30	30	30	30	30	30	30	30	30	30
item 16	Pearson Correlation	,207	,469*	,076	,172	,250	,494*	,157	,015	,315	,261	,212	-,015	-,041	,149	,377*	1	,330	,141	,370*	,114	,473**
	Sig. (2- tailed)	,272	,009	,689	,363	,182	,006	,408	,939	,090	,164	,261	,936	,829	,432	,040		,075	,458	,044	,550	,008
	N	30	30	30	30	30	30	30	30	30	30	30	30	30	30	30	30	30	30	30	30	30
item 17	Pearson Correlation	,009	,541*	,048	,279	,132	,400*	,254	,145	,451*	,089	,369*	-,250	,000	,477*	,757*	,330	1	-,031	,180	,366*	,475**

	Sig. (2-tailed)	,962	,002	,803	,136	,486	,028	,175	,443	,012	,640	,045	,183	1,000	,008	,000	,075		,869	,342	,047	,008
	N	30	30	30	30	30	30	30	30	30	30	30	30	30	30	30	30	30	30	30	30	30
item 18	Pearson Correlation	,216	,255	,507*	,010	,023	,113	,028	,041	,286	-,059	,118	,201	-,073	,119	-,142	,141	-,031	1	-,101	,132	,407*
	Sig. (2-tailed)	,252	,174	,004	,960	,902	,552	,884	,829	,125	,758	,536	,287	,703	,530	,453	,458	,869		,596	,487	,025
	N	30	30	30	30	30	30	30	30	30	30	30	30	30	30	30	30	30	30	30	30	30
item 19	Pearson Correlation	,564*	,229	,242	,422*	,403*	,255	,254	-,007	,132	,510*	-,196	,345	,462*	-,030	,287	,370*	,180	-,101	1	,032	,526**
	Sig. (2-tailed)	,001	,224	,198	,020	,027	,173	,175	,970	,487	,004	,300	,062	,010	,875	,124	,044	,342	,596		,868	,003
	N	30	30	30	30	30	30	30	30	30	30	30	30	30	30	30	30	30	30	30	30	30
item 20	Pearson Correlation	,046	,503*	,061	,301	,207	,454*	-,009	,314	,238	,399*	,182	-,111	,316	,421*	,337	,114	,366*	,132	,032	1	,513**
	Sig. (2-tailed)	,808	,005	,749	,106	,273	,012	,964	,091	,205	,029	,336	,560	,089	,020	,069	,550	,047	,487	,868		,004
	N	30	30	30	30	30	30	30	30	30	30	30	30	30	30	30	30	30	30	30	30	30

sum Y	Pearson Correlation	,501*	,601*	,428*	,604*	,421*	,592*	,428*	,414*	,554*	,501*	,420*	,421*	,448*	,487*	,467*	,473*	,475*	,407*	,526*	,513*	1
	Sig. (2- tailed)	,005	,000	,018	,000	,020	,001	,018	,023	,002	,005	,021	,021	,013	,006	,009	,008	,008	,025	,003	,004	
	N	30	30	30	30	30	30	30	30	30	30	30	30	30	30	30	30	30	30	30	30	30

*. Correlation is significant at the 0.05 level (2-tailed).

**. Correlation is significant at the 0.01 level (2-tailed).

